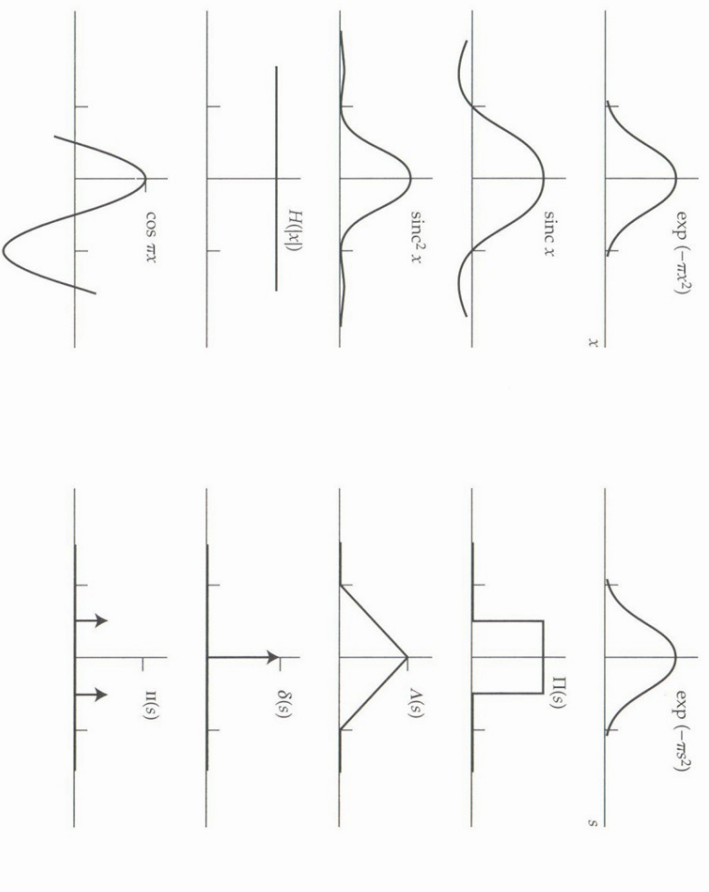


# *Astronomische Waarneemtechnieken (Astronomical Observing Techniques)*

5<sup>th</sup> Lecture: 13 October 2010



Sources: Lena book, Bracewell book, Wikipedia

# INTRODUCTION

# Jean Baptiste Joseph Fourier

*From Wikipedia:*

Jean Baptiste Joseph Fourier (21 March 1768 - 16 May 1830) was French mathematician and physicist best known for initiating the investigation of Fourier series and their applications to problems of heat transfer and vibrations.



A **Fourier series** decomposes any periodic function or periodic signal into the sum of a (possibly infinite) set of simple oscillating functions, namely sines and cosines (or complex exponentials).

Application: harmonic analysis of a function  $f(x, t)$  to study **spatial** or **temporal frequencies**.

## Fourier Series

Fourier analysis = decomposition using **sin()** and **cos()** as basis set.

Consider a periodic function:  $f(x) = f(x + 2\pi)$

The **Fourier series** for  $f(x)$  is given by:

$$\frac{a_0}{2} + \sum_{n=1}^{\infty} [a_n \cos(nx) + b_n \sin(nx)]$$

with the two **Fourier coefficients**:

$$a_n = \frac{1}{\pi} \int_{-\pi}^{\pi} f(x) \cos(nx) dx$$

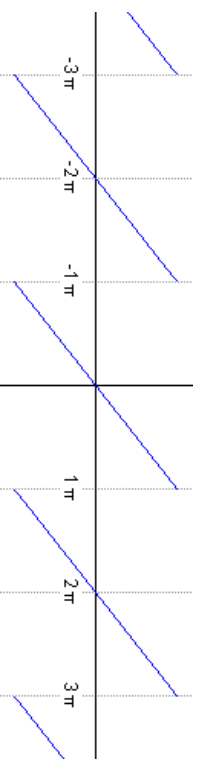
$$b_n = \frac{1}{\pi} \int_{-\pi}^{\pi} f(x) \sin(nx) dx$$

# Example: Sawtooth Function

Consider the sawtooth function:

$$f(x) = x \quad \text{for } -\pi < x < \pi$$

$$f(x+2\pi) = f(x)$$



Then the Fourier coefficients are:

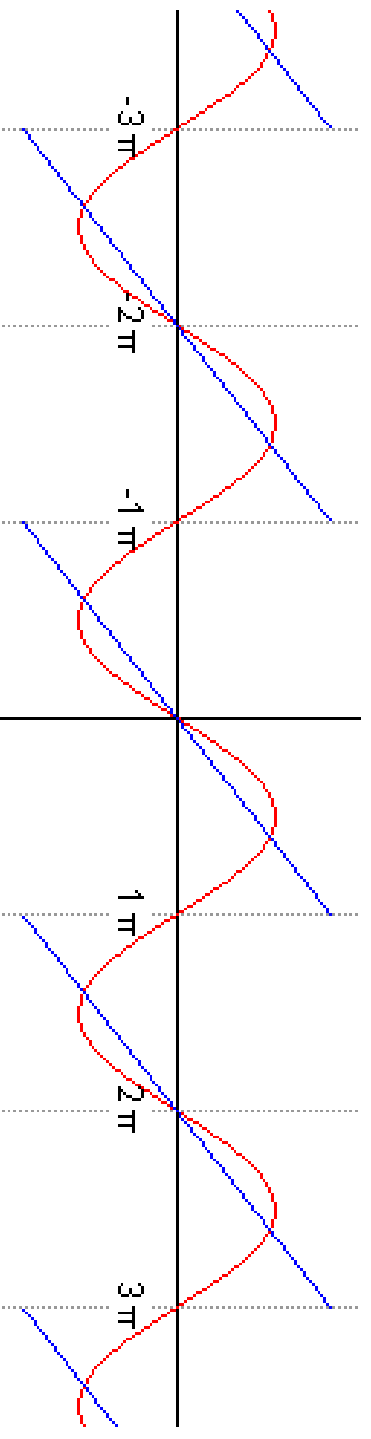
$$a_n = \frac{1}{\pi} \int_{-\pi}^{\pi} x \cos(nx) dx = 0 \quad (\cos() \text{ is symmetric around } 0)$$

$$b_n = \frac{1}{\pi} \int_{-\pi}^{\pi} x \sin(nx) dx = 2 \frac{(-1)^{n+1}}{n}$$

and hence: 
$$f(x) = \frac{a_0}{2} + \sum_{n=1}^{\infty} [a_n \cos(nx) + b_n \sin(nx)] = 2 \sum_{n=1}^{\infty} \frac{(-1)^{n+1}}{n} \sin(nx)$$

## Example: Sawtooth Function (2)

$$f(x) = 2 \sum_{n=1}^{\infty} \frac{(-1)^{n+1}}{n} \sin(nx)$$



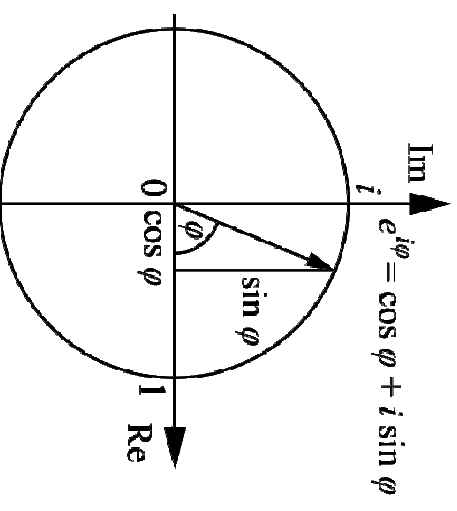
## Side note: Euler's Formula



Wikipedia: Leonhard Euler (1707 - 1783) was a pioneering Swiss mathematician and physicist. He made important discoveries in fields as diverse as infinitesimal calculus and graph theory. He also introduced much of the modern mathematical terminology and notation.

**Euler's formula** describes the relationship between the trigonometric functions and the complex exponential function:

$$e^{i2\pi\theta} = \cos(2\pi\theta) + i \sin(2\pi\theta)$$



With that we can rewrite the Fourier series in terms of the **basic waves**  $e^{i2\pi\theta}$

# THE FOURIER TRANSFORM

# Definition of the Fourier Transform

The functions  $f(x)$  and  $F(s)$  are called Fourier pairs if:

$$F(s) = \int_{-\infty}^{+\infty} f(x) \cdot e^{-i2\pi xs} dx$$

For simplicity we use  $x$  but it can be generalized to more dimensions.

The Fourier transform is reciprocal, i.e., the back-transformation is:

$$f(x) = \int_{-\infty}^{+\infty} F(s) \cdot e^{i2\pi xs} ds$$

**Requirements:**

- $f(x)$  is bounded
- $f(x)$  is square-integrable  $\int_{-\infty}^{+\infty} |f(x)|^2 dx$
- $f(x)$  has a finite number of  $\infty$  extremas and discontinuities

*Note that many mathematical functions (incl. trigonometric functions) are not square integrable, but essentially all physical quantities are.*

## Properties of the Fourier Transform (1)

**SYMMETRY:**

The Fourier transform is symmetric:

$$\text{If } f(x) = P_{\text{even}}(x) + Q_{\text{odd}}(x)$$

$$\Rightarrow F(s) = 2 \int_0^{+\infty} P(x) \cos(2\pi xs) dx$$

$$-i2 \int_0^{+\infty} Q(x) \sin(2\pi xs) dx$$

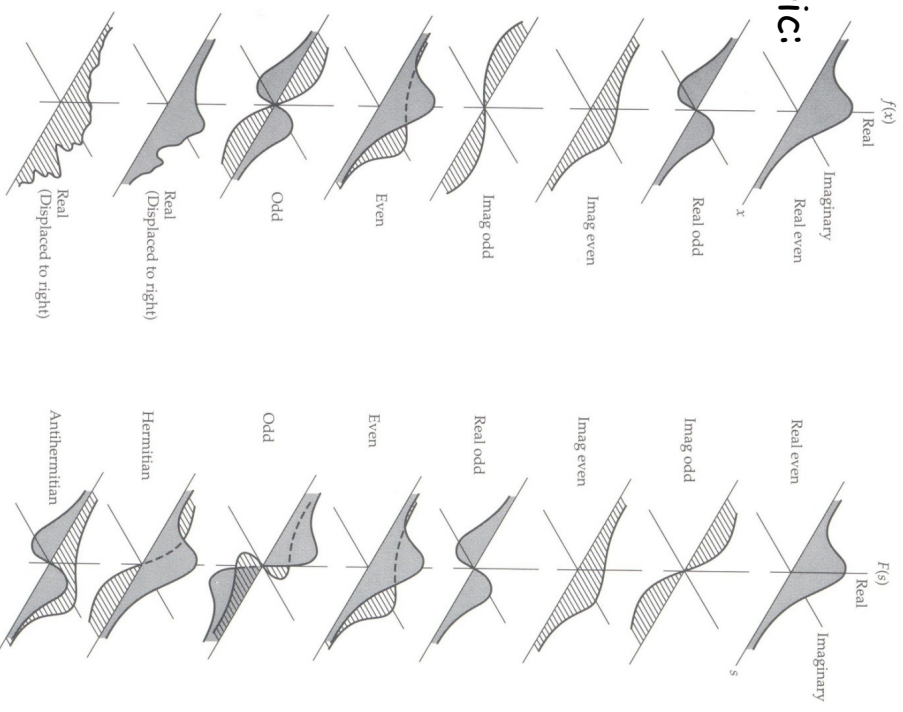


Fig. 2.5 Symmetry properties of a function and its Fourier transform.

# Properties of the Fourier Transform (2)

## SIMILARITY:

The dilatation (or expansion) of a function  $f(x)$  causes a contraction of its transform  $F(s)$ :

$$f(x) \rightarrow f(ax) \Leftrightarrow \frac{1}{|a|} F\left(\frac{s}{a}\right)$$

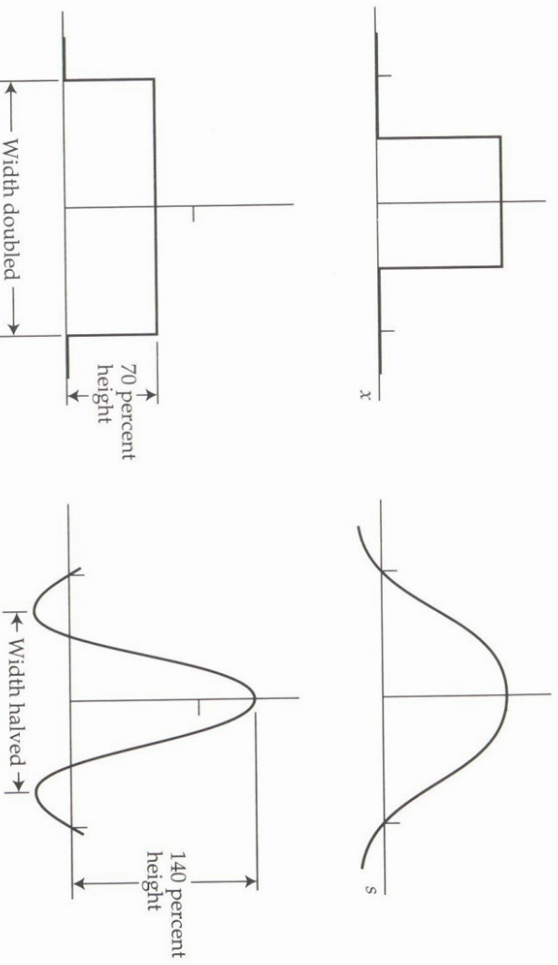


Fig. 6.4 A symmetrical version of the similarity theorem.

# Properties of the Fourier Transform (3)

More properties:

**LINEARITY:**  $F(as) = a \cdot F(s)$

**TRANSLATION:**  $f(x-a) \Leftrightarrow e^{-i2\pi as} F(s)$

**DERIVATIVE:**  $\frac{\partial^n f(x)}{\partial x^n} \Leftrightarrow (i2\pi s)^n F(s)$

**ADDITION:**

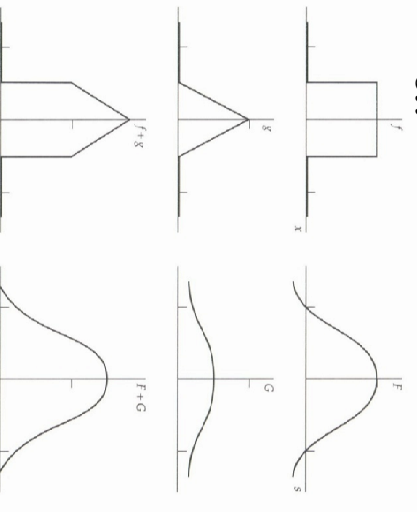
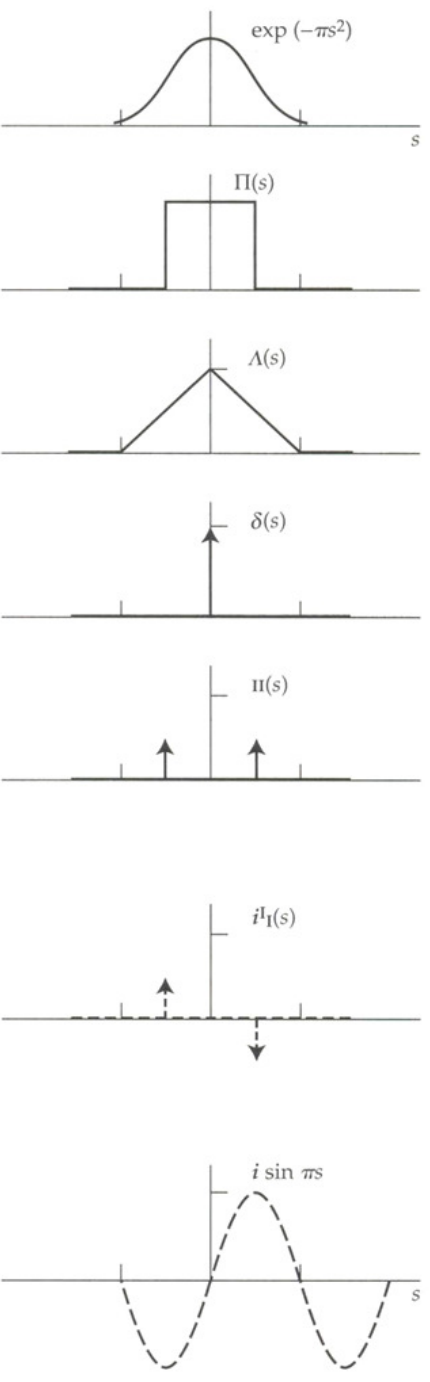
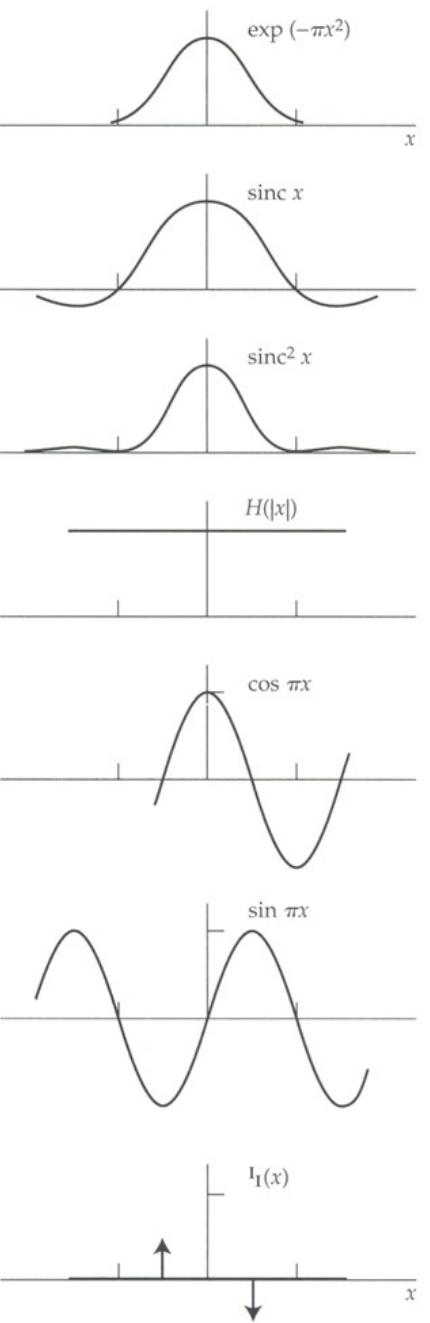


Fig. 6.5 The addition theorem  $f+g \Rightarrow F+G$ .

# EXAMPLES OF FOURIER TRANSFORM



## Important 1-D Fourier Pairs

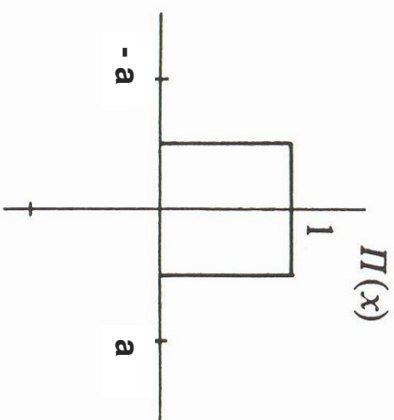




# Special 1-D Pairs (1): the Box Function

Consider the **box function**:

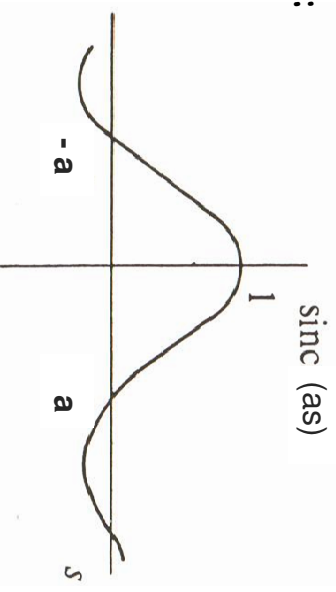
$$\Pi\left(\frac{x}{a}\right) = \begin{cases} 1 & \text{for } -\frac{a}{2} < x < \frac{a}{2} \\ 0 & \text{elsewhere} \end{cases}$$



With the Fourier pairs  $\Pi(x) \Leftrightarrow \frac{\sin(\pi s)}{\pi s} \equiv \text{sinc}(s)$

and using the similarity relation we get:

$$\Pi\left(\frac{x}{a}\right) \Leftrightarrow |a| \cdot \text{sinc}(as)$$



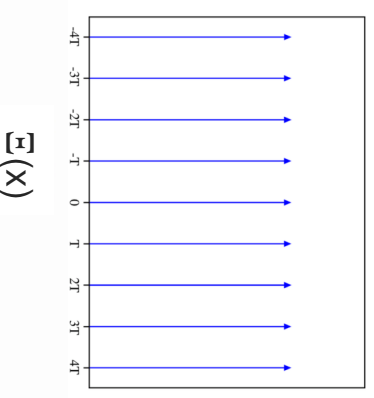
# Special 1-D Pairs (2): the Dirac Comb

Consider **Dirac's delta "function"**:

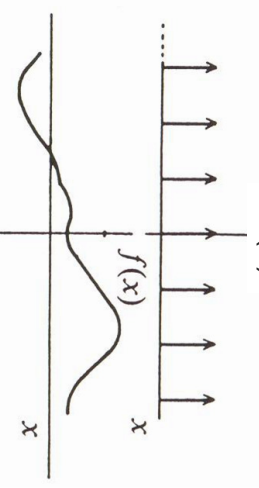
$$f(x) = \delta(x) = \int_{-\infty}^{+\infty} e^{i2\pi s x} dx \rightarrow FT\{\delta(x)\} = 1$$

Now construct the "Dirac comb" from an infinite series of delta-functions, spaced at intervals of T:

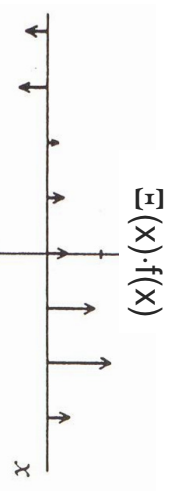
$$\Xi_{\Delta x}(x) = \sum_{k=-\infty}^{\infty} \delta(x - k\Delta x) \stackrel{\text{Fourier series}}{=} \frac{1}{\Delta x} \sum_{n=-\infty}^{\infty} e^{i2\pi n x / T}$$



- Note:
- the Fourier transform of a Dirac comb is also a Dirac comb



- Because of its shape, the Dirac comb is also called impulse train or **sampling function**.





## Side note: Sampling (1)

**Sampling** means reading off the value of the signal at discrete values of the variable on the x-axis.  $f(x) \rightarrow f(x) \cdot \Xi\left(\frac{x}{\Delta x}\right)$

The interval between two successive readings is the **sampling rate**.

The **critical sampling** is given by the [Nyquist-Shannon theorem](#):

Consider a function  $f(x) \Leftrightarrow F(s)$ , where  $F(s)$  has bounded support  $[-s_m, +s_m]$ .

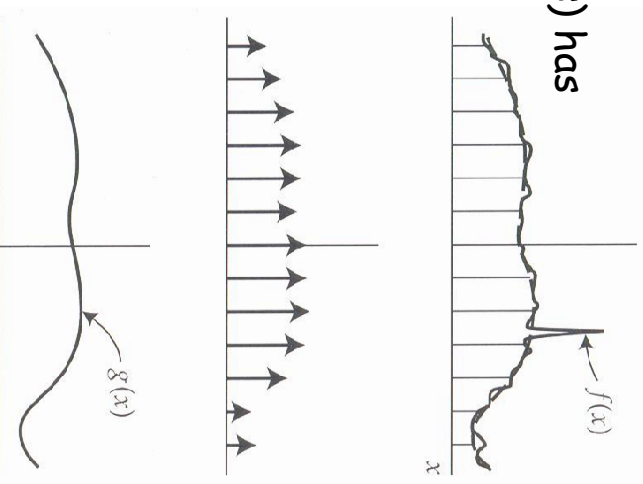
Then, a sampled distribution of the form

$$g(x) = f(x) \cdot \Xi\left(\frac{x}{\Delta x}\right)$$

with a sampling rate of:

$$\Delta x = \frac{1}{2s_m}$$

is **enough to reconstruct  $f(x)$**  for all  $x$ .

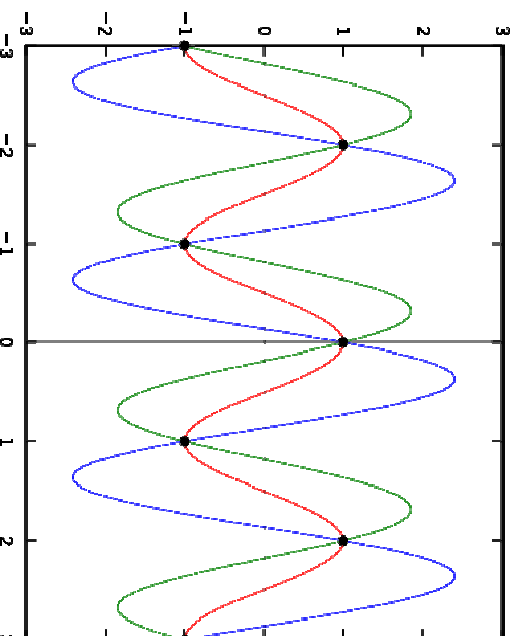


## Side note: Sampling (2)

Sampling at any rate above or below the critical sampling is called **oversampling** or **undersampling**, respectively.

**Oversampling:** redundant measurements, often lowering the S/N

**Undersampling:** measurement dependent on "single pixel" or **aliasing**



A family of sinusoids at the critical frequency, all having the same sample sequences of alternating +1 and -1. That is, they all are aliases of each other, even though their frequency is not above half the sample rate.

## Side note: Bessel Functions (1)

Friedrich Wilhelm Bessel (1784 - 1846) was a German mathematician, astronomer, and systematizer of the Bessel functions. "His" functions were first defined by the mathematician Daniel Bernoulli and then generalized by Friedrich Bessel.



The Bessel functions are canonical solutions  $y(x)$  of Bessel's differential equation:

$$x^2 \frac{\partial^2 y}{\partial x^2} + x \frac{\partial y}{\partial x} + (x^2 - n^2)y = 0$$

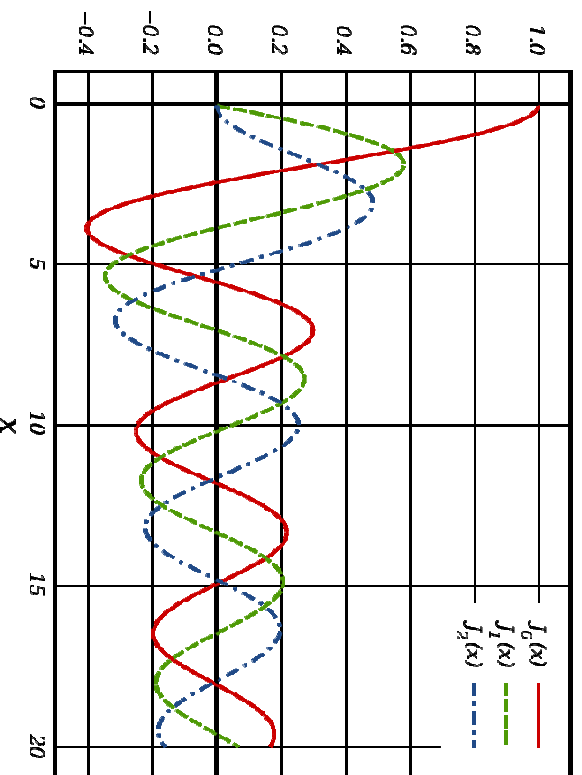
for an arbitrary real or complex number  $n$ , the so-called order of the Bessel function.

## Side note: Bessel Functions (2)

The solutions to Bessel's differential equation are called Bessel functions:

$$J_n(x) = \sum_{k=0}^{\infty} \frac{(-1)^k \left(\frac{x}{2}\right)^{2k+n}}{k!(k+n)!}$$

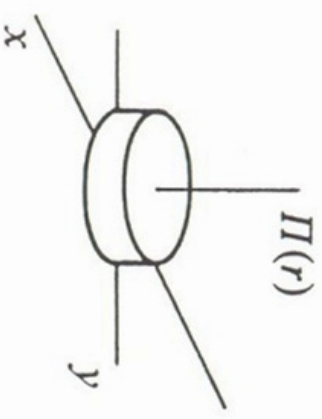
Bessel functions are also known as *cylinder functions* or *cylindrical harmonics* because they are found in the solution to Laplace's equation in cylindrical coordinates.



# Special 2-D Pairs (1): the Box Function

Consider the 2-D box function with  $r^2 = x^2 + y^2$ :

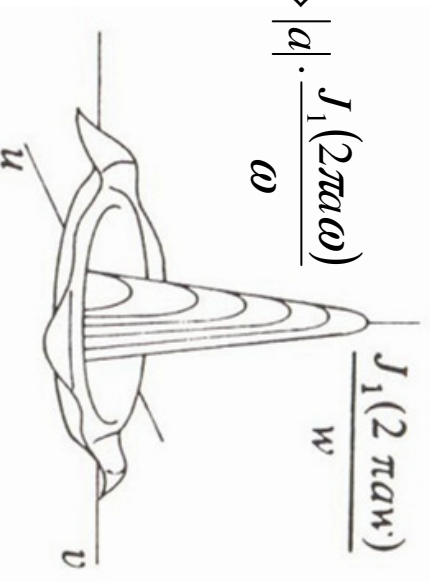
$$\Pi\left(\frac{r}{2}\right) = \begin{cases} 1 & \text{for } r < 1 \\ 0 & \text{for } r \geq 1 \end{cases}$$



Using the Bessel function  $J_1$ :  $\Pi\left(\frac{r}{2}\right) \Leftrightarrow \frac{J_1(2\pi\omega)}{\omega}$

and using the similarity relation :

$$\Pi\left(\frac{r}{2a}\right) \Leftrightarrow |a| \cdot \frac{J_1(2\pi a\omega)}{\omega}$$



Example: optical telescope

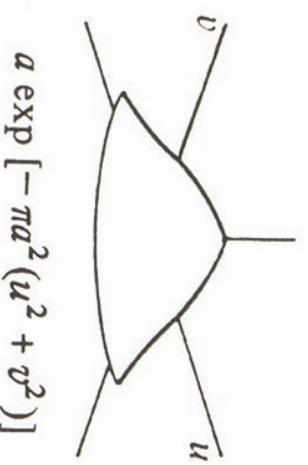
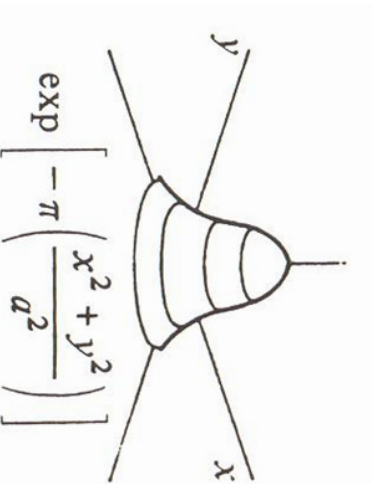
Aperture (pupil):  $\Pi(r)$

Focal plane:  $\frac{J_1(2\pi\omega)}{\omega}$

# Special 2-D Pairs (2): the Gauss Function

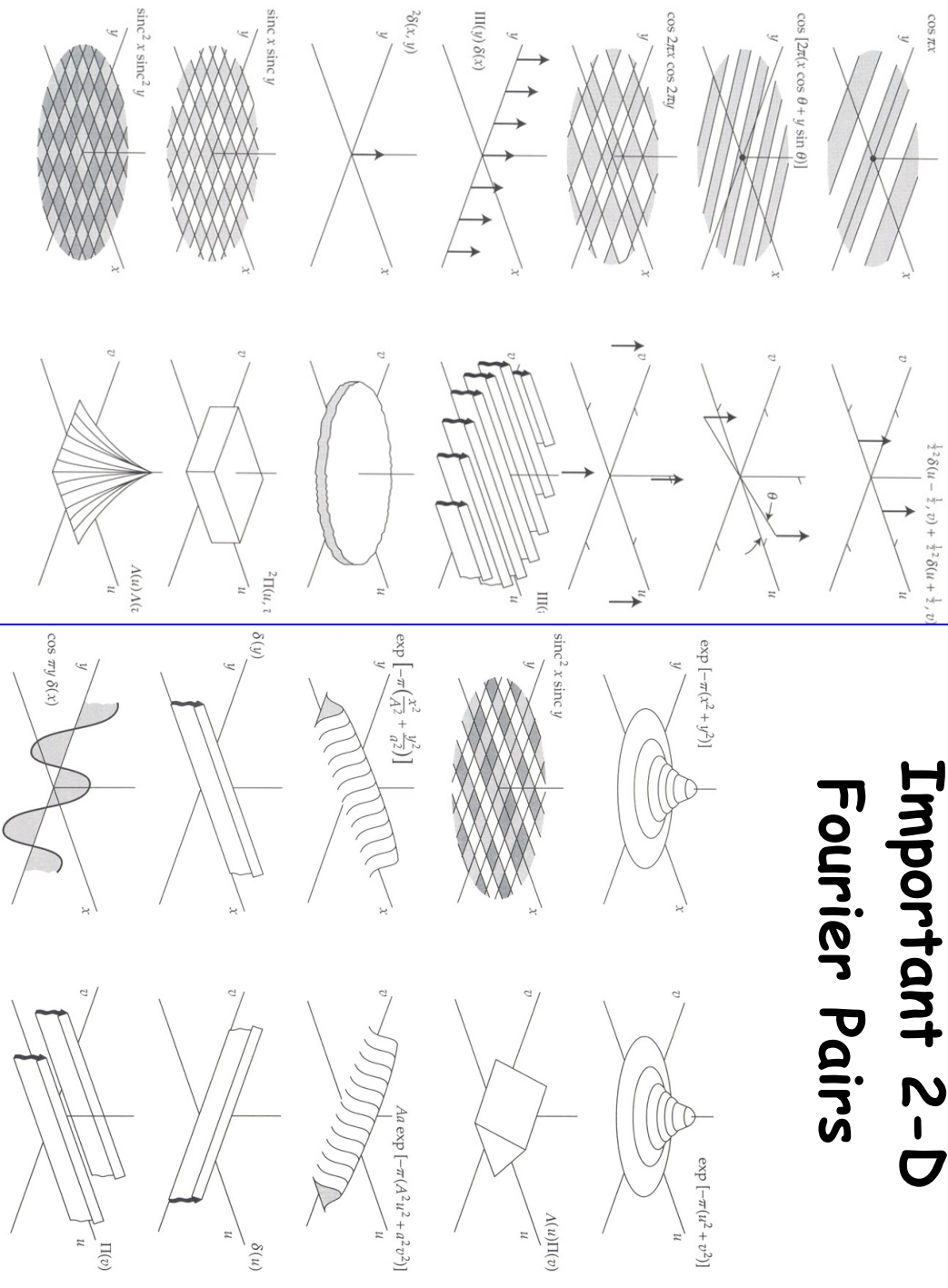
Consider a 2-D Gauss function with  $r^2 = x^2 + y^2$ :

$$e^{-\pi r^2} \Leftrightarrow e^{-\pi\omega^2} \xrightarrow{\text{similarity}} e^{-\pi\left(\frac{r}{a}\right)^2} \Leftrightarrow |a| \cdot e^{-\pi(a\omega)^2}$$



Note: The Gauss function is preserved under Fourier transform!

# Important 2-D Fourier Pairs

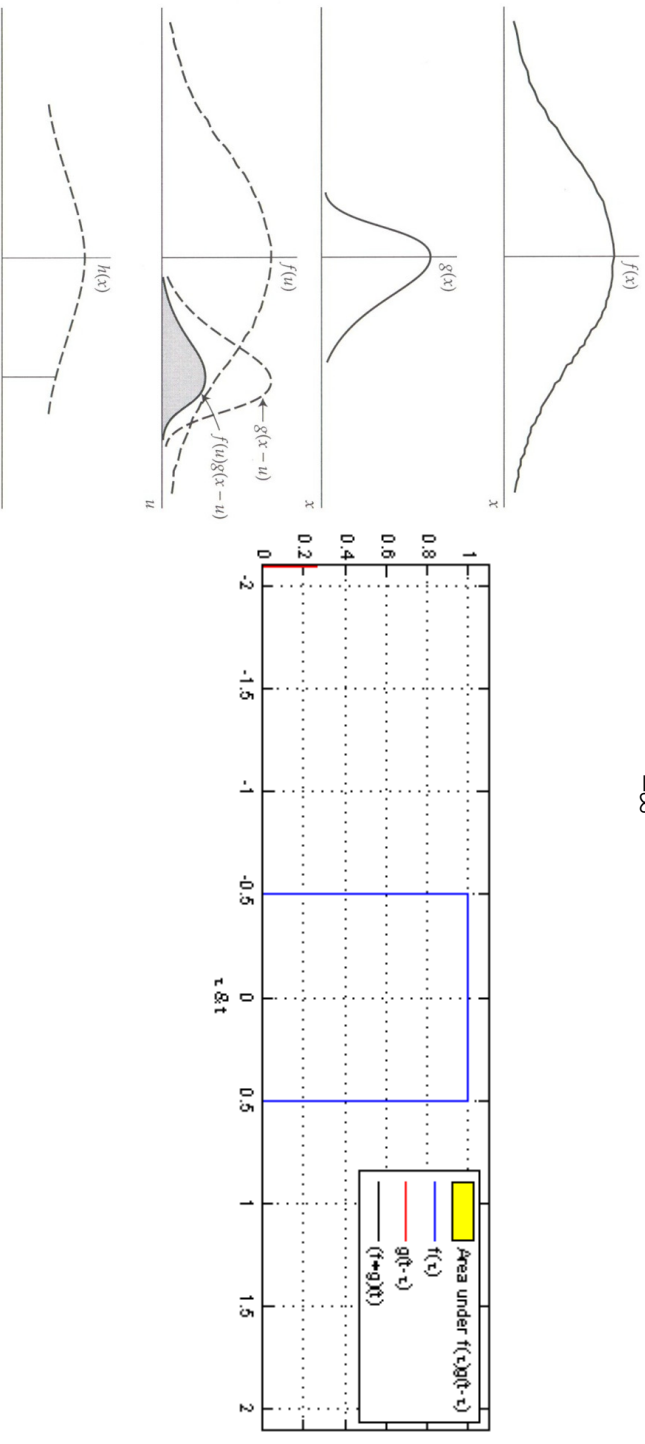


# IMPORTANT THEOREMS

# Convolution (1)

The **convolution** of two functions,  $f * g$ , is the integral of the product of the two functions after one is reversed and shifted:

$$h(x) = f(x) * g(x) = \int_{-\infty}^{+\infty} f(u) \cdot g(x-u) du$$



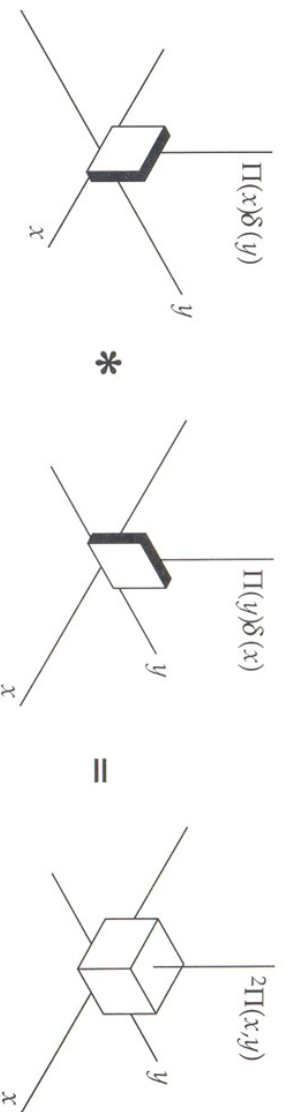
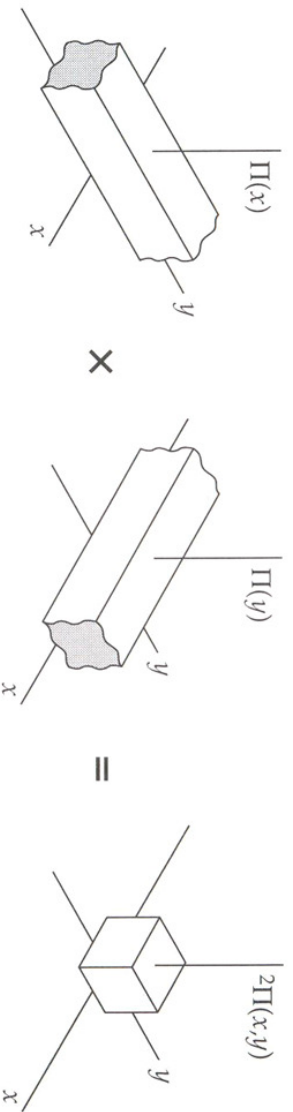
The convolution integral  $h(x) = f(x) * g(x)$  represented by a shaded area

# Convolution (2)

**Note:** The convolution of two functions (distributions) is equivalent to the product of their Fourier transforms:

$$f(x) \Leftrightarrow F(s) \rightarrow h(x) = f(x) * g(x) \Leftrightarrow F(s) \cdot G(s) = H(s)$$

$$g(x) \Leftrightarrow G(s)$$





# Convolution (3)

Example:

$f(x)$ : star

$g(x)$ : telescope transfer function

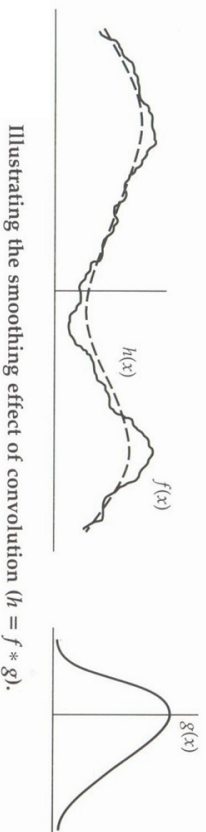
$$f(x) * g(x) = h(x)$$

Then  $h(x)$  is the point spread function (PSF) of the system

Example:

Convolution of  $f(x)$  with a smooth kernel  $g(x)$  can be used to smoothen

$f(x)$



Example:

The **inverse step (deconvolution)** can be used to “disentangle” two components, e.g., removing the spherical aberration of a telescope.

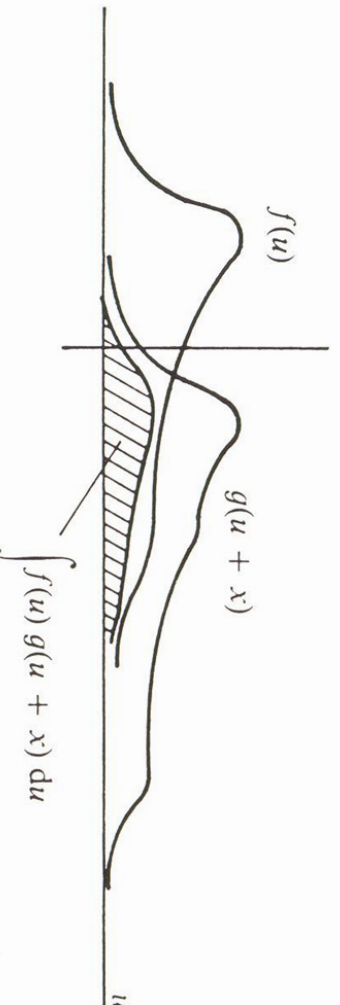
## Cross-Correlation

The **cross-correlation (or covariance)** is a measure of similarity of two waveforms as a function of a time-lag applied to one of them.

$$k(x) = f(x) \otimes g(x) = \int_{-\infty}^{+\infty} f(u) \cdot g(x+u) du$$

The **difference** between cross-correlation and convolution is:

- Convolution reverses the signal ('-' sign)
- Cross-correlation shifts the signal and multiplies it with another



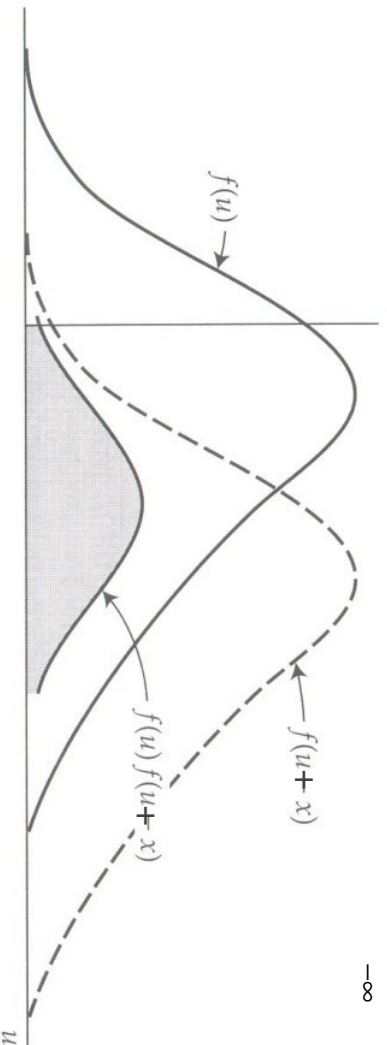
**Interpretation:** By how much ( $x$ ) must  $g(u)$  be shifted to match  $f(u)$ ?

The answer is given by the maximum of  $k(x)$

# Auto-Correlation

The **auto-correlation** is a cross-correlation of a function with itself:

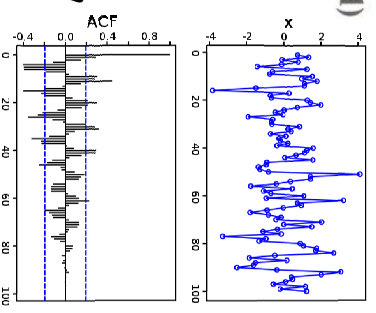
$$k(x) = f(x) \otimes f(x) = \int_{-\infty}^{+\infty} f(u) \cdot f(x+u) du$$



The autocorrelation function represented by an area (shown shaded)

**Wikipedia:** *The auto-correlation yields the **similarity between observations** as a function of the time separation between them.*

*It is a mathematical tool for **finding repeating patterns**, such as the presence of a periodic signal which has been buried under noise.*



## Power Spectrum

The **Power Spectrum**  $S_f$  of  $f(x)$  (or the **Power Spectral Density, PSD**) describes how the power of a signal is distributed with frequency.

The power is often defined as the squared value of the signal:

$$S_f(s) = |F(s)|^2$$

The power spectrum indicates what frequencies carry most of the energy.

The total energy of a signal is:  $\int_{-\infty}^{+\infty} S_f(s) ds$

Applications: spectrum analyzers, calorimeters of light sources, ...



# Parseval's Theorem

**Parseval's theorem** (or **Rayleigh's Energy Theorem**) states that the sum of the square of a function is the same as the sum of the square of transform:

$$\int_{-\infty}^{+\infty} |f(x)|^2 dx = \int_{-\infty}^{+\infty} |F(s)|^2 ds$$

**Interpretation:** The total energy contained in a signal  $f(t)$ , summed over all times  $t$  is equal to the total energy of the signal's Fourier transform  $F(\nu)$  summed over all frequencies  $\nu$ .

# Wiener-Khinchin Theorem

The Wiener-Khinchin (also Wiener-Khintchine) theorem states that the power spectral density  $S_f$  of a function  $f(x)$  is the Fourier transform of its auto-correlation function:

$$\begin{aligned} |F(s)|^2 &= FT\{f(x) \otimes f(x)\} \\ \Downarrow \\ F(s) \cdot F^*(s) \end{aligned}$$

**Applications:** E.g. in the analysis of linear time-invariant systems, when the inputs and outputs are not square integrable, i.e. their Fourier transforms do not exist.